

Scaled data based on original data using  
LM-79-08 Approved Method: Electrical and Photometric Measurements of Solid-  
State Lighting Products

Test Report Prepared for  
Cooper Lighting Solutions  
(formerly Eaton)

Brand: INVUE

Report Number: P401338

Luminaire Tested: **ENT-SA1C-740-U-T4W-HSS**

Issue Date: 5/20/2020

**Test Information**

Test Method: LM-79-08  
Report Number: P401338  
TEST IS SCALED FROM IESNA LM-79-08 TEST DATA (G1-2004-754-18)  
Test Lab: INNOVATION CENTER  
Issue Date: 5/20/2020  
Manufacturer: COOPER LIGHTING SOLUTIONS (FORMERLY EATON)  
Product Line: INVUE  
Catalog Number: ENT-SA1C-740-U-T4W-HSS  
Description: ENTRI LED LUMINAIRE  
(1) 70 CRI, 4000K, 615mA LIGHTSQUARE WITH 16 LEDS AND TYPE IV WIDE OPTICS WITH HOUSE SIDE SHIELD  
Light Source: -  
Ballast/Driver: ELECTRONIC DRIVER

**Summary**

Lumens per Lamp: N/A  
Luminaire Lumens: 3364 lumens  
Efficiency: N/A  
Efficacy: 101.0 lumens/watt  
Luminous Opening: Rectangular (W 0.5' x L: 0.5' x H: 0')  
IES Classification: Type III - Short - Full Cutoff  
BUG Rating: B0 - U0 - G1

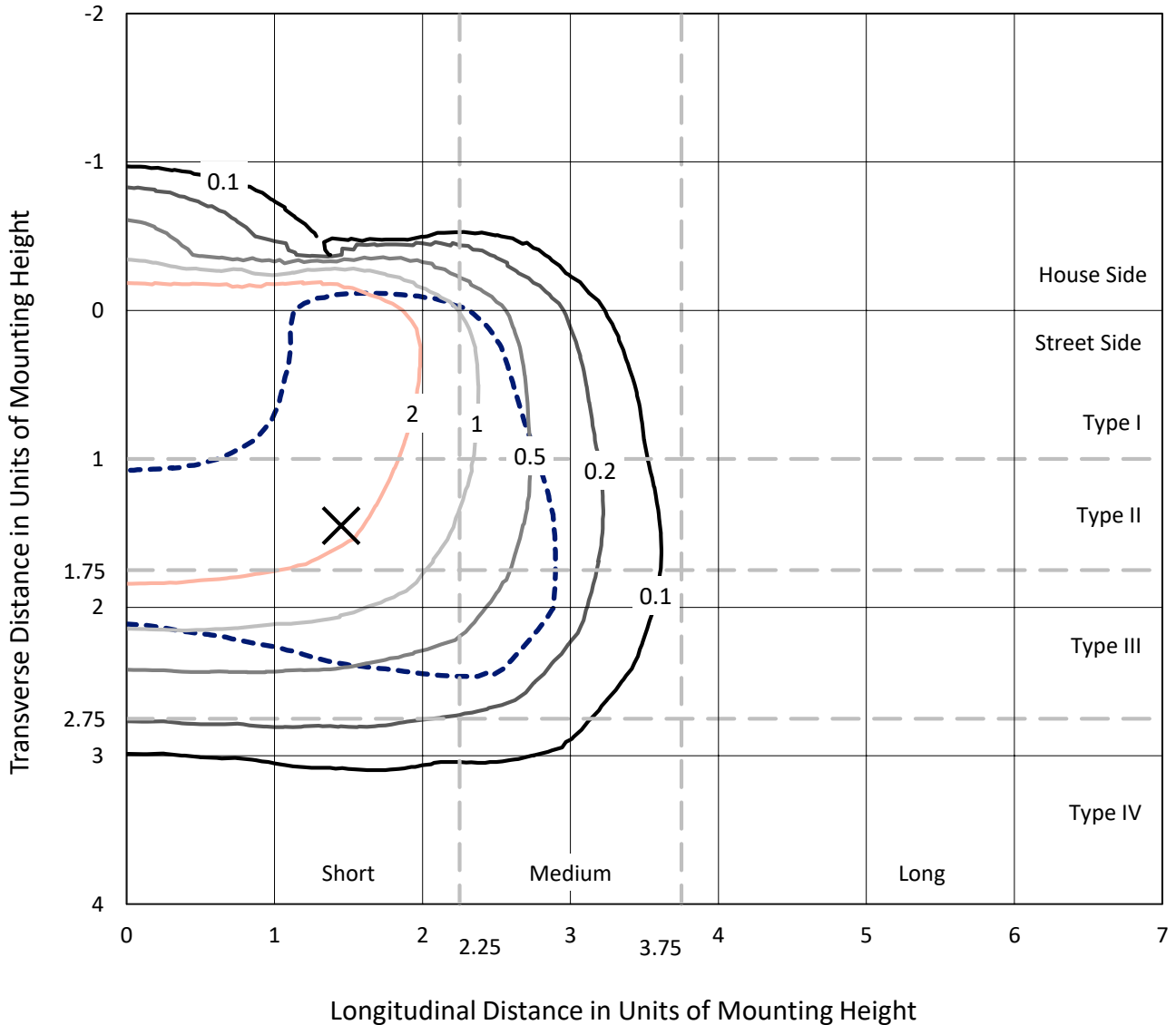
Input Watts (W): 33.3  
Input Voltage (V): NR  
Input Current (Ain): NR  
Voltage Rise (V): NR  
Power Factor: NR  
Total Harmonic Distortion (THDi): NR  
Frequency (hertz): 60  
Stabilization Time: NR  
Operation Time: NR  
Ambient Temperature (°C): NR  
Test Distance: 25 FT



REPORT NUMBER: P401338  
 CATALOG NUMBER: ENT-SA1C-740-U-T4W-HSS

### Iso-Footcandle Lines of Horizontal Illumination

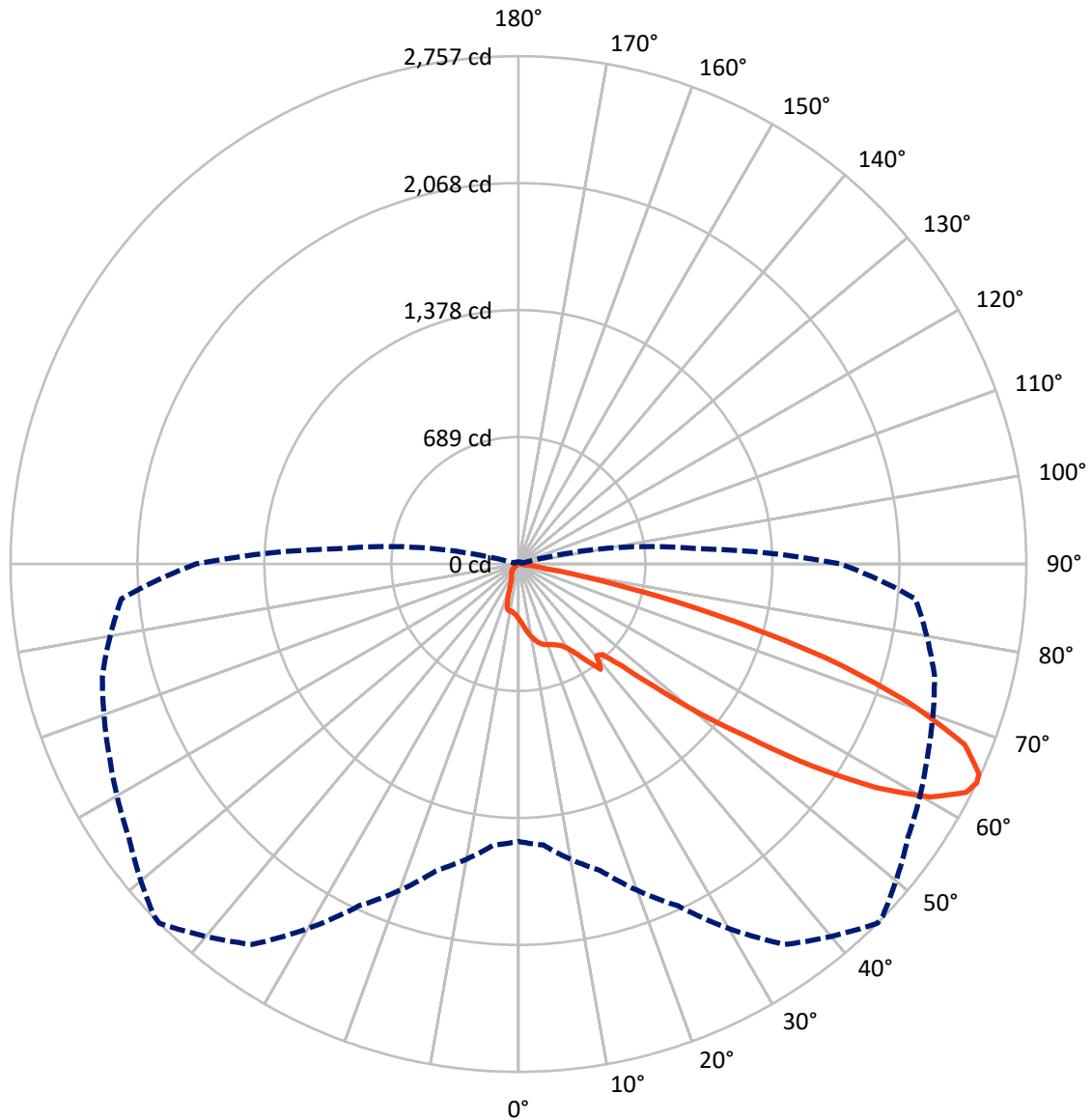
✕ Max cd  
 - - - 1/2 Max cd



Based on 10 foot mounting height. Maximum calculated value = 4.4 fc  
 Type III - Short - Full Cutoff

REPORT NUMBER: P401338  
CATALOG NUMBER: ENT-SA1C-740-U-T4W-HSS

### Luminous Intensity Polar Plot



— Vertical Plane Through 45-Deg Lateral    - - - Horizontal Cone Through 64-Deg Vertical

REPORT NUMBER: P401338

CATALOG NUMBER: ENT-SA1C-740-U-T4W-HSS

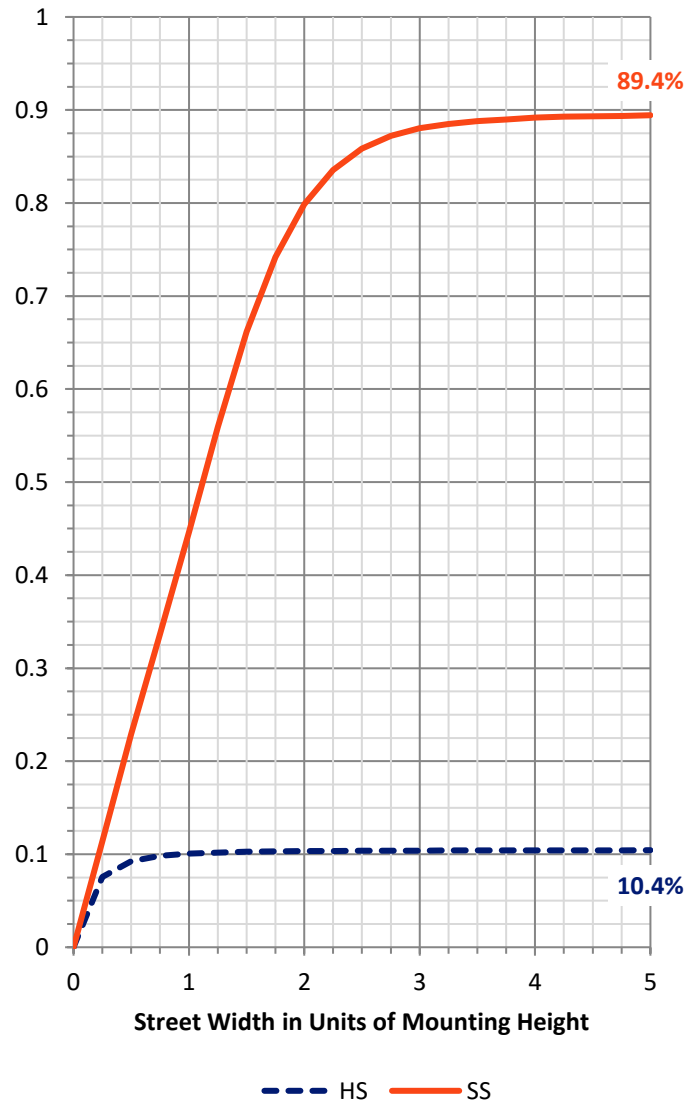
**FLUX DISTRIBUTION:**

		Downward	Upward	Total
<b>House Side</b>	Lumens	355.0	0.0	355.0
	% Fixture	10.6	0.0	10.6
<b>Street Side</b>	Lumens	3009.0	0.0	3009.0
	% Fixture	89.4	0.0	89.4
<b>Total</b>	Lumens	3364.0	0.0	3364.0
	% Fixture	100.0	0.0	100.0

**Coefficient of Utilization**

**ZONAL LUMENS:**

Zone	Lumens	% Fixture
0°-10°	30.2	0.9
10°-20°	94.3	2.8
20°-30°	153.5	4.6
30°-40°	243.9	7.2
40°-50°	464.5	13.8
50°-60°	957.2	28.5
60°-70°	1069.0	31.8
70°-80°	337.6	10.0
80°-90°	13.7	0.4
90°-100°	0.0	0.0
100°-110°	0.0	0.0
110°-120°	0.0	0.0
120°-130°	0.0	0.0
130°-140°	0.0	0.0
140°-150°	0.0	0.0
150°-160°	0.0	0.0
160°-170°	0.0	0.0
170°-180°	0.0	0.0
0°-90°	3364.0	100.0
0°-180°	3364.0	100.0



REPORT NUMBER: P401338

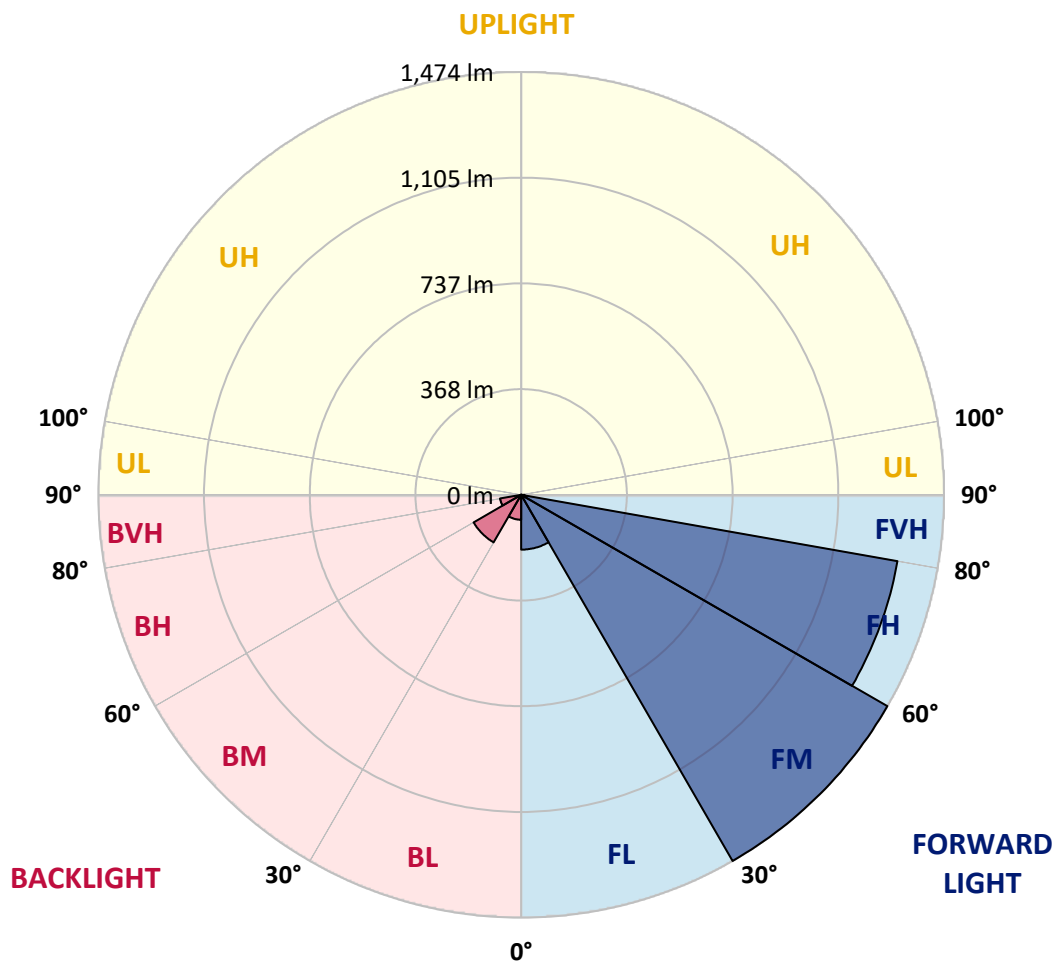
CATALOG NUMBER: ENT-SA1C-740-U-T4W-HSS

**LUMINAIRE CLASSIFICATION SYSTEM LUMEN TABLE AND BUG RATING:**

Zone		Lumens	% Fixture	Zone Rating/Lumen Limit		
				B	U	G
FL	(0°-30°)	191.1	5.7			
FM	(30°-60°)	1474.0	43.8			
FH	(60°-80°)	1331.9	39.6			G1/1800
FVH	(80°-90°)	12.1	0.4			G1/100
BL	(0°-30°)	87.0	2.6	B0/110		
BM	(30°-60°)	191.6	5.7	B0/220		
BH	(60°-80°)	74.8	2.2	B0/110		G0/110
BVH	(80°-90°)	1.6	0.0			G0/10
UL	(90°-100°)	0.0	0.0		U0/0	
UH	(100°-180°)	0.0	0.0		U0/0	

**BUG Rating: B0-U0-G1**

Type III Short





REPORT NUMBER: P401338

CATALOG NUMBER: ENT-SA1C-740-U-T4W-HSS

**CANDELA DISTRIBUTION (FULL):**

	0°	5°	15°	25°	35°	45°	46°	55°	65°	75°	85°
0°	298.2	298.2	298.2	298.2	298.2	298.2	298.2	298.2	298.2	298.2	298.2
2.5°	329.0	330.2	328.3	325.7	323.2	318.7	319.3	313.6	309.1	305.9	300.7
5°	370.6	370.0	366.1	360.4	354.6	346.3	345.0	336.0	326.4	316.1	306.5
7.5°	413.0	411.0	407.2	399.5	388.6	377.7	374.5	361.7	347.6	332.2	315.5
10°	447.6	446.3	441.8	433.5	420.7	404.0	404.0	386.0	367.4	348.8	329.0
12.5°	475.8	474.5	469.4	459.1	443.7	429.0	427.1	411.0	390.5	368.7	344.3
15°	493.1	491.8	486.1	474.5	461.1	447.6	445.7	430.3	411.7	386.7	358.5
17.5°	497.6	496.3	491.8	481.6	471.3	459.8	457.2	443.7	427.7	402.1	373.2
20°	495.7	493.1	490.5	482.2	473.9	466.2	464.9	455.3	441.2	419.4	388.6
22.5°	490.5	488.0	486.1	480.3	475.8	475.2	473.9	468.1	459.1	440.5	411.7
25°	488.6	486.7	484.8	480.9	480.3	486.7	486.1	485.4	481.6	465.5	435.4
27.5°	499.5	498.9	494.4	488.0	491.2	502.1	502.7	505.9	503.4	493.1	470.0
30°	538.0	534.8	524.5	510.4	518.8	532.9	535.4	545.7	546.3	547.6	516.2
32.5°	589.9	584.8	567.5	549.5	554.7	581.0	581.6	597.6	631.6	610.5	541.2
35°	625.8	619.4	593.1	583.5	609.2	650.9	656.6	689.3	691.9	614.9	539.3
37.5°	726.5	716.9	668.8	610.5	635.5	725.2	731.7	725.9	672.0	608.5	566.9
40°	861.2	852.2	809.2	711.1	640.6	654.1	657.3	674.6	684.8	653.4	655.3
42.5°	1036.2	1024.7	980.5	860.5	720.8	671.4	677.8	713.1	780.4	795.1	870.8
45°	1215.1	1208.7	1163.8	1034.3	867.0	789.4	792.6	835.5	956.1	1049.1	1113.2
47.5°	1390.2	1391.5	1353.0	1243.4	1079.8	993.9	990.1	1045.9	1198.5	1264.5	1329.9
50°	1637.1	1635.8	1567.2	1499.2	1371.6	1269.7	1263.2	1294.7	1441.5	1465.9	1567.2
52.5°	1917.9	1916.7	1813.4	1781.4	1727.5	1563.3	1580.7	1553.7	1659.5	1703.1	1846.8
55°	2051.3	2039.8	1996.2	2036.6	2100.7	1935.9	1933.3	1830.7	1913.5	1950.6	2084.7
57.5°	2037.9	2042.3	2084.0	2218.0	2428.4	2290.5	2294.3	2103.9	2152.0	2175.1	2273.2
60°	1961.5	1964.8	2061.6	2284.7	2591.9	2568.2	2554.7	2359.1	2327.7	2318.1	2364.9
62.5°	1743.5	1744.8	1901.9	2188.5	2590.6	2728.5	2715.6	2538.7	2440.6	2379.0	2293.7
64°	1506.3	1530.6	1723.0	2046.8	2520.7	2756.7	2749.6	2582.3	2450.8	2338.0	2162.9
65°	1311.3	1347.9	1580.7	1921.1	2441.8	2747.1	2738.7	2574.6	2436.7	2261.0	2027.6
67.5°	894.5	913.8	1122.8	1512.0	2141.1	2611.8	2609.2	2475.8	2283.4	1953.2	1590.9
70°	527.7	541.8	696.4	1055.5	1645.4	2243.7	2277.7	2229.6	1895.5	1403.0	1013.2
72.5°	164.2	172.5	307.2	586.1	1078.6	1748.0	1792.3	1757.6	1379.9	876.6	561.7
75°	61.6	64.1	101.3	254.6	536.7	1117.7	1131.1	1171.5	840.7	463.0	245.6
77.5°	34.0	34.6	50.0	95.5	236.0	548.9	561.7	556.6	446.9	218.7	78.2
80°	16.7	17.3	24.4	42.3	91.7	155.2	184.0	243.0	157.7	107.7	25.0
82.5°	5.8	5.1	10.9	19.2	30.8	41.7	46.8	67.3	66.0	59.0	9.0
85°	0.0	0.0	0.6	0.6	0.6	1.3	1.3	8.3	16.7	19.2	2.6
87.5°	0.0	0.0	0.0	0.6	0.6	0.6	0.6	0.6	0.6	1.3	1.3
90°	0.0	0.0	0.0	0.0	0.0	0.0	0.0	0.0	0.0	0.0	0.0



REPORT NUMBER: P401338

CATALOG NUMBER: ENT-SA1C-740-U-T4W-HSS

**CANDELA DISTRIBUTION (continued):**

	90°	95°	105°	115°	125°	135°	145°	155°	165°	175°	180°
0°	298.2	298.2	298.2	298.2	298.2	298.2	298.2	298.2	298.2	298.2	298.2
2.5°	298.2	296.9	292.4	287.9	284.7	280.9	280.2	277.7	277.0	277.0	277.0
5°	301.4	297.5	289.2	282.1	275.7	270.0	267.4	264.8	262.9	262.3	262.3
7.5°	308.4	302.7	289.2	278.9	269.3	262.3	258.4	255.9	253.9	253.9	253.9
10°	318.7	309.7	293.0	278.9	267.4	258.4	252.6	248.8	246.2	245.6	246.2
12.5°	331.5	320.0	299.5	282.1	268.7	257.1	245.0	222.5	207.8	199.4	198.1
15°	343.7	330.2	306.5	286.6	270.6	245.0	200.7	166.1	143.0	135.9	134.7
17.5°	357.2	343.1	316.1	293.0	263.5	197.5	143.0	114.1	109.7	110.9	110.9
20°	373.8	357.2	326.4	299.5	227.0	140.4	104.5	100.7	102.0	104.5	104.5
22.5°	393.1	375.1	340.5	295.6	173.1	102.6	95.5	96.2	97.5	100.0	100.0
25°	418.1	399.5	355.9	266.8	120.6	89.8	90.4	91.1	93.0	95.5	96.2
27.5°	455.3	432.8	374.5	223.8	91.1	83.4	84.0	85.9	87.8	91.1	91.1
30°	495.0	467.5	391.2	172.5	79.5	76.3	76.9	78.9	82.1	84.6	85.9
32.5°	512.3	488.0	394.4	118.0	73.7	70.5	69.3	71.2	73.7	76.3	76.9
35°	522.0	511.7	379.0	85.3	69.3	65.4	62.8	62.2	62.8	64.8	64.8
37.5°	569.4	562.4	348.2	73.1	64.8	60.9	57.1	53.9	52.6	51.9	52.6
40°	660.5	645.1	307.8	67.3	60.9	56.4	51.3	46.2	41.7	39.8	39.8
42.5°	861.2	783.6	250.1	63.5	57.1	51.9	44.2	37.2	32.1	30.8	30.8
45°	1077.3	955.4	187.9	60.3	53.2	46.8	37.2	29.5	25.0	23.7	23.7
47.5°	1285.0	1082.4	131.5	56.4	48.7	41.0	30.8	23.7	20.5	19.9	19.9
50°	1503.1	1192.7	91.7	51.9	44.2	35.3	25.0	19.2	17.3	17.3	17.3
52.5°	1715.3	1274.1	67.3	47.5	38.5	29.5	21.2	17.3	16.0	16.0	16.0
55°	1875.6	1305.6	51.3	41.7	32.7	25.0	19.2	16.7	15.4	14.7	14.7
57.5°	1982.7	1279.3	41.7	34.6	27.6	21.8	17.3	15.4	14.1	13.5	13.5
60°	1980.1	1192.1	33.3	28.2	22.4	18.6	16.0	14.1	12.8	12.2	12.2
62.5°	1864.1	1050.3	26.3	22.4	18.6	16.0	14.1	12.8	11.5	10.9	10.3
64°	1750.6	962.5	22.4	19.2	16.7	14.7	12.8	11.5	10.3	9.0	9.0
65°	1627.5	879.1	20.5	17.3	14.7	13.5	12.2	10.9	9.0	7.7	7.7
67.5°	1237.6	650.9	16.7	13.5	11.5	10.9	9.6	8.3	6.4	5.1	5.1
70°	803.5	421.3	14.1	10.9	9.6	9.6	9.0	7.1	5.1	4.5	3.8
72.5°	411.7	209.7	11.5	9.0	8.3	8.3	7.7	5.8	4.5	3.8	3.2
75°	174.4	85.3	9.6	7.7	7.1	6.4	5.8	5.1	3.8	3.2	3.2
77.5°	60.9	32.1	9.0	7.7	5.8	5.1	5.1	5.1	5.1	4.5	3.8
80°	20.5	12.2	5.8	5.8	6.4	7.1	7.1	6.4	7.1	5.8	4.5
82.5°	8.3	4.5	1.9	2.6	4.5	5.1	5.8	5.8	5.8	4.5	3.8
85°	1.9	1.3	1.3	1.9	1.9	2.6	2.6	3.2	3.2	2.6	2.6
87.5°	1.3	1.3	1.3	1.3	1.3	1.3	1.9	1.3	1.9	1.9	1.9
90°	0.0	0.0	0.0	0.0	0.0	0.0	0.0	0.0	0.0	0.0	0.0

(END OF REPORT)